

Spider Body Parts

Scientific Background

Spiders belong to a class of arthropods called *arachnids*. Spiders are not insects. Spiders have four pairs of legs, and have no wings or antennae. A spider's head and thorax make one body part called the cephalothorax. The second body part is called the abdomen. In the front part of the cephalothorax, most spiders have eight small eyes. The two chelicerae, found in front of a spider's mouth, each have a fang. The fangs inject venom into the prey. The pedipalps, another pair of spider mouthparts, are located behind and below the mouth. Pedipalps are used to feel, to crush prey, and to support the sense of taste. The spinnerets, which make silk thread, are found at the tip of the spider's abdomen.

Vocabulary

- abdomen
- cephalothorax
- fangs
- head
- pedipalps
- silk
- thorax
- antennae
- chelicerae
- feelers
- mouthparts
- prey
- spinnerets
- venom

*Vocabulary definitions can be found in the **Backyard Bugs** Glossary.*

Thinking Question

What are the differences between arachnids (such as spiders) and insects?

Exploratory and Extension Activities

Additional Exploratory and Extension activities are available in the Backyard Bugs Teacher's Guide.

Writing Spider Haiku

Students will pretend that they are spiders and write a haiku poem from the spider's point of view.


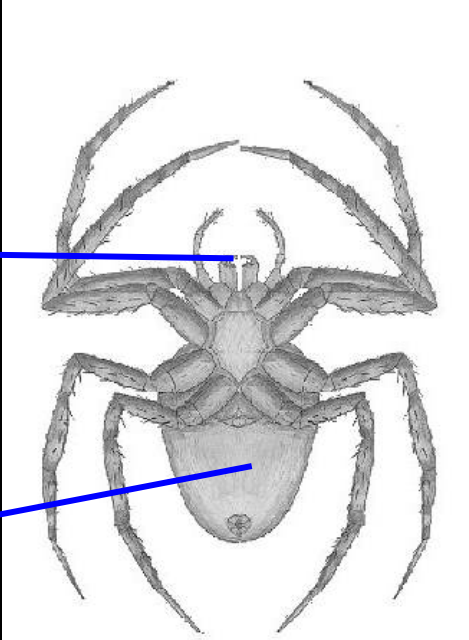
The Very Busy Spider

Read and display the book *The Very Busy Spider* by Eric Carle (Scholastic Paperbacks, 1990, ISBN: 0590431196)


Demonstrate how the author, Eric Carle, creates his illustrations by tearing tissue paper into shapes and layering them on paper to create his images. Each student will create a picture of a spider using torn strips of tissue paper and glue.

Name: _____

Spider Body Parts

Draw lines. Match the words to the body parts of the spider.		
Photo of a Garden Spider (Dorsal or Back View)		Drawing of a Spider (Ventral or Abdominal View)
	<p>Pedipalps</p> <p>Chelicerae with Fangs</p> <p>Legs</p> <p>Cephalothorax</p> <p>Abdomen</p> <p>Spinneret</p>	

Answer Key
Spider Body Parts

Draw lines.		
Match the words to the body parts of the spider.		
Photo of a Garden Spider (Dorsal or Back View)		Drawing of a Spider (Ventral or Abdominal View)
	<p>Pedipalps</p> <p>Chelicerae with Fangs</p> <p>Legs</p> <p>Cephalothorax</p> <p>Abdomen</p> <p>Spinneret</p>	